



bestuhl
2018 BESTUHL COLLECTION

About Bestuhl

No spending time and effort, no gain.

24
year

BOOHO CHAIR ONE CO., LTD. is not just start up company.

It has been 23 years since established on 1994, has lot of business experience, keeping the growth trend without regression, we are small hidden champion.

BOOHO CHAIR ONE CO., LTD. is only one company which is running two brands.

The first one is bestuhl, high quality and masstige high-end brand, the other one is BOOHO, high practical and middle-low brand. supply optimized products to various range of customers.

2
brand

5
hundred
thousand
dollars


No. 1 investment scale in the office chair business.


it's invest amount to develop new office swivel chair series, there are 10 kinds of models for last 6 years from 2010, the total investment amount is Four million dollars.

We have the most lot of injection moulding machine among Korean office chair company.

The demand for injection quality is getting higher, we have the most lot of injection moulding machine among the completed office chair manufacturer in Korea.

21
machine





Supply completed chair or chair components to around 100 client

Until last year, BOOHO was selling components to other office chair manufacture, has business relationship with almost all of office chair company in Korea.

100 clients

98 countries

Export to Europe, North America, Middle east and Asia etc 98 countries.

It has been a long time that bestuhl became a well-known brand of Korean office chair in the world, attend the big 4 of office chair exhibition every year, promulgate excellence of products in the world.

Achieved ten million dollar in 2013, and go to A hundred million.

There are only two companies in Korea which is the export amount is over ten million, bestuhl will became the biggest company exporting office chairs.

\$ 20 million

2018 year

Bestuhl 2.0

Bestuhl has been supplying complete chairs to the domestic market from 2016 and has been achieving 50% growth every year. In 2018, we will make every effort to reach customers through various activities for the growth of Bestuhl.

Global Global brand 'bestuhl'

Business with 110 of customers in 90 countries.


London Media Company



Mediacom UK Office

BOOHO CHAIR ONE CO., LTD. is exporting to 98 countries of Europe, North America, Middle east and Asia etc. it has been a long time since bestuhl was the brand as known as office chair brand of representative Korea, promulgate excellence of products in the world attending the big 4 office furniture fair, Neocon in Chicago, Index in Dubai, Orgatec in Cologne and CIFF in Guangzhou.

SKANSKA UK Office



AECOM UK Office

Exhibition

Attending the big 4 office furniture fair.

(Neocon in Chicago, Index in Dubai, Orgatec in Cologne and ClFF in Guangzhou)

2017



2017 KOPPEX



Orgatec in Cologne



Index in Dubai

2015



Index in Dubai



CIFF in Guangzhou




Index in Dubai



CIFF in Guangzhou

2016



London 100% Design



CIFF in Guangzhou

Bestuhl Career Certifications and awards


Not only in Korea, but also in world our quality was recognized by strict standard control.




- 2000.01 ANSI BIFMA standard
- 01 ISO9001 quality management
- 2003.12 Q mark
- 2004.04 ISO 14001 Environmental management
- 2008.10 Single PPM quality renovation award
- 2009.04 Industrial medal
- 2009.05 Global standard management award
- 2012.06 KS, Green Biz Certification
- 2012.11 Award from Minister of Industry
- 2013.12 GREEN GUARD Certification
- 2014.12 World Class Korean Products selection
- 2016.03 Performance authentication & Excellent procurement products designation
- 2016.10 Selected as a representative company for employment-friendly (Daegu city)
- 2017.09 Presidential Citation for Technology Innovation

To enter the global market, got the necessary certifications such as BIFMA, EN 1335, GREEN GUARD etc. of USA and Europe standard. Also bestuhl was nominated as "the first class product" and won the award of ten million dollars export in Korea.

Internal certification



Overseas certification



The certification managed by GEI in USA is for indoor environment and raw material for finishing.

Bestuhl chair passed the standard of BIFMA which is strict and professional test.

Europe's representative office furniture quality standards.



bestu4i

TASK CHAIR SERIES



S17
[14P]



Radius
[26P]



J1
[36P]



J15
[48P]



J2
[60P]



S30/S35
[72P]



S17

SERIES

Premium & Ergonomic

Happiness of seating and looking!
High end premium exclusive mesh chair

Premium & Ergonomic

S17 SERIES



TASK CHAIR



Premium & Ergonomic

S17 SERIES



S17G120LW



S17E120MW

TASK CHAIR



S17G220LW



S17E220MW

FUNCTION S17 SERIES

Premium & Ergonomic





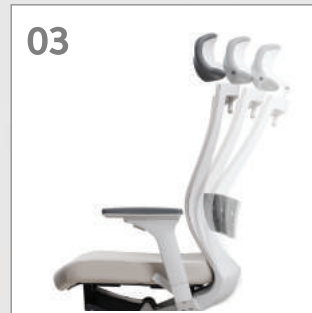
01 Adjustable Headrest

The headrest height is possible to be adjustable to support user's neck and head according to user's body type.



02 Mesh

The mesh of Back, Seat rest can be sitting for a long time to keeping optimum condition without droop down the mesh.



03 Synchronized tilting

Using the Synchronized mechanism which is the backrest and seat move separated, it's possible to maintain the most comfort posture.



04 Lumber Support

Using the handle on the backrest, it's possible to support the user's back effectively, also possible to adjust its height and depth.



05A Adjustable armrest

The armrest is possible to adjust the height, forward & backward and pivot according to user's body type and posture.



05B Fixed armrest

It was designed based on the ergonomics data, any body can use the fixed armrest.



06 Seat adjust (Angle and depth)

It's possible to adjust the seat angle and depth using the lever on the seat side. The seat back side goes up, makes incline to forward, can prevent the spine deformity and reduce the pressure on the femoral.



07 Multi-function mechanism

When the backrest tilted, can adjust backrest and seat incline using the lever on the left side of seat.



08 Tilting tension adjustment

It's possible to adjust the tilting tension using the lever on the right side of seat.



09 Base and Castors

The nylon base can support the chair body stably, the urethane castor can avoid noise and scratch on floor.

ITEM LIST RADIUS SERIES

S17G120L(B&W)

- Height adjustable headrest
- Synchronized tilting mechanism
- Height, Forward & backward, left & right adjustable armrest
- Height adjustable lumbar support (tension)
- Depth and incline adjustable seat



S17G120M(B&W)

- Synchronized tilting mechanism
- Height, Forward & backward, left & right adjustable armrest
- Height adjustable lumbar support (tension)
- Depth and incline adjustable seat



S17G220L(B&W)

- Height adjustable headrest
- Synchronized tilting mechanism
- Fixed armrest
- Height adjustable lumbar support (tension)
- Depth and incline adjustable seat



S17G220M(B&W)

- Synchronized tilting mechanism
- Fixed armrest
- Height adjustable lumbar support (tension)
- Depth and incline adjustable seat



○ COLOR

FRAME	HEADREST	BACKREST & SEATREST					
White	Gray	Orange	Blue	Gray			
FRAME	HEADREST	BACK	SEAT				
Black	Black	Black	Red	Ocean	Leaf	Olive	Black

S17E120L(B&W)

- Height adjustable headrest
- Synchronized tilting mechanism
- Height, Forward & backward, left & right adjustable armrest
- Depth and incline adjustable seat



S17E120M(B&W)

- Synchronized tilting mechanism
- Height, Forward & backward, left & right adjustable armrest
- Depth and incline adjustable seat



S17E220L(B&W)

- Height adjustable headrest
- Synchronized tilting mechanism
- Fixed armrest
- Depth and incline adjustable seat

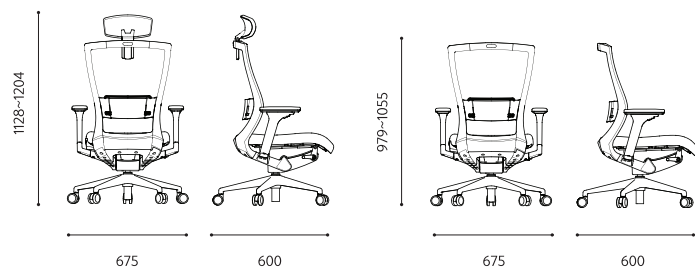


S17E220M(B&W)

- Synchronized tilting mechanism
- Height, Forward & backward, left & right adjustable armrest
- Depth and incline adjustable seat



○ DIMENSIONS



ITEM LIST S17 SERIES

S17P130L

- Height adjustable headrest
- Mesh on backrest , leather on seat
- Height adjustable lumbar support (tension)
- Height, Forward & backward, left & right adjustable armrest
- Synchronized tilting mechanism
- Depth and incline adjustable seat
- Aluminium base



S17P130M

- Mesh on backrest , leather on seat
- Height adjustable lumbar support (tension)
- Height, Forward & backward, left & right adjustable armrest
- Synchronized tilting mechanism
- Depth and incline adjustable seat
- Aluminium base



o COLOR

FRAME	HEADREST	BACK	SEAT
			
Black	Black	Black [Artificial leather]	Black [Artificial leather]

S17D100L

- Height adjustable headrest
- Mesh on backrest , leather on seat
- Height adjustable lumbar support (tension)
- Height, Forward & backward, left & right adjustable armrest
- Synchronized tilting mechanism
- Depth and incline adjustable seat
- Aluminium base

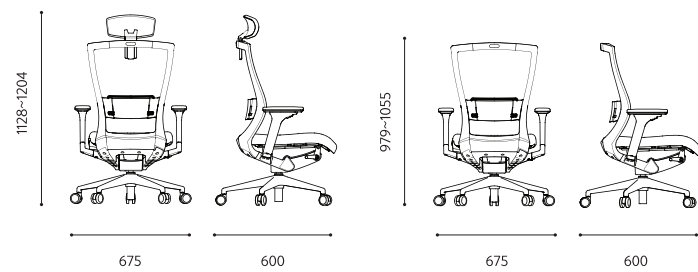


S17D100M

- Mesh on backrest , leather on seat
- Height adjustable lumbar support (tension)
- Height, Forward & backward, left & right adjustable armrest
- Synchronized tilting mechanism
- Depth and incline adjustable seat
- Aluminium base



o DIMENSIONS





RADIUS SERIES

Dynamic & Performance

The first generation of mesh chairs in korea!
Function, design, quality, steady seller!

Dynamic & Performance

RADIUS SERIES



TASK CHAIR



Dynamic & Performance

RADIUS SERIES



RAG120LW



RAE120MW

TASK CHAIR



RAG220LW



RAE220MW

FUNCTION RADIUS SERIES

Dynamic & Performance

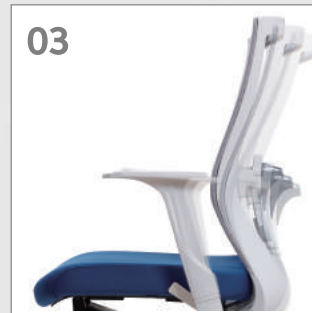




01 Adjustable Headrest
The headrest height is possible to be adjustable to support user's neck and head according to user's body type.



02 Mesh
The mesh of Back, Seat rest can be sitting for a long time to keeping optimum condition without droop down the mesh.



03 Synchronized tilting
Using the Synchronized mechanism which is the backrest and seat move separated, it's possible to maintain the most comfort posture.



04 Lumber Support
Using the handle on the backrest, it's possible to support the user's back effectively, also possible to adjust its height and depth.



05A Adjustable armrest
The armrest is possible to adjust the height, forward & backward and pivot according to user's body type and posture.



05B Fixed armrest
It was designed based on the ergonomics data, any body can use the fixed armrest.



06 Seat adjust (Angle and depth)
It's possible to adjust the seat angle and depth using the lever on the seat side. The seat back side goes up, makes incline to forward, can prevent the spine deformity and reduce the pressure on the femoral.



07 Multi-function mechanism
When the backrest tilted, can adjust backrest and seat incline using the lever on the left side of seat.



08 Tilting tension adjustment
It's possible to adjust the tilting tension using the lever on the right side of seat.



09 Base and Castors
The nylon base can support the chair body stably, the urethane castor can avoid noise and scratch on floor.

ITEM LIST RADIUS SERIES

RAG120L(B&W)

- Height adjustable headrest
- Synchronized tilting mechanism
- Height, Forward & backward, left & right adjustable armrest
- Height adjustable lumbar support (tension)
- Depth and incline adjustable seat



RAG120M(B&W)

- Synchronized tilting mechanism
- Height, Forward & backward, left & right adjustable armrest
- Height adjustable lumbar support (tension)
- Depth and incline adjustable seat



RAG220L(B&W)

- Height adjustable headrest
- Synchronized tilting mechanism
- Fixed armrest
- Height adjustable lumbar support (tension)
- Depth and incline adjustable seat

















RAG220M(B&W)

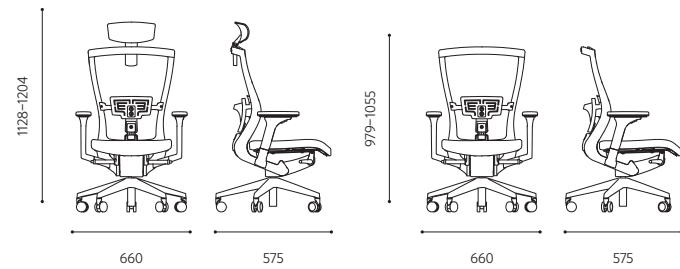
- Synchronized tilting mechanism
- Fixed armrest
- Height adjustable lumbar support (tension)
- Depth and incline adjustable seat



○ COLOR

FRAME	MESH	SEAT				
						
White	Gray	Wine	Ocean	Leaf	Olive	Black
FRAME	MESH	SEAT				
						
Black	Black	Wine	Ocean	Leaf	Olive	Black

○ DIMENSIONS



RAE120L(B&W)

- Height adjustable headrest
- Synchronized tilting mechanism
- Height, Forward & backward, left & right adjustable armrest
- Depth and incline adjustable seat



RAE120M(B&W)

- Synchronized tilting mechanism
- Height, Forward & backward, left & right adjustable armrest
- Depth and incline adjustable seat



RAE220L(B&W)

- Height adjustable headrest
- Synchronized tilting mechanism
- Fixed armrest
- Depth and incline adjustable seat



RAE220M(B&W)

- Synchronized tilting mechanism
- Height, Forward & backward, left & right adjustable armrest
- Depth and incline adjustable seat



RAD100L

- Height adjustable headrest
- Synchronized tilting mechanism
- Fixed armrest
- Depth and incline adjustable seat



RAD100M

- Synchronized tilting mechanism
- Height, Forward & backward, left & right adjustable armrest
- Depth and incline adjustable seat





J1 SERIES

Stylish & Excellent

Extend the function and comfort of mesh chair!
Stylish and simple design!



GOD DESIGN

Stylish & Excellent

J1 SERIES



TASK CHAIR



Stylish & Excellent

J1 SERIES



J1G120LW



J1G220MW

TASK CHAIR



J17G120LW



J1G220LW

FUNCTION J1 SERIES

Stylish & Excellent

01
ADJUSTABLE HEADREST

02
PREMIUM MESH

03
SYNCHRONIZED TILTING

04A, 04B
LUMBAR SUPPORT

05A, 05B
ARMREST

06
SEAT DEPTH ADJUSTABLE

07, 08
MULTI LOCKING
TILT/TENSION

09
BASE & CASTER





01
Headrest

The height can be adjusted according to the user's body shape, and the headrest will comfortably support it like its own tension function.



02
High elasticity soft mesh

The high elastic soft mesh applied to the backrest prevents slippage during use and maintains the optimum state without slack phenomenon even during use for a long time.



03
Synchronized Tilting

Synchronized tilting which the platform and the stand are moving at different angles is applied and it is possible to maintain the relaxed state in various postures.



04A
Lumbar support (Pad type)

The height adjustment and the depth adjustment are implemented simultaneously with the backrest pad type, and it is possible to adjust to the optimum state according to the body type and the business activity.



04B
Lumbar support (Lever type)

The pair of lever in the backrest are simultaneously adjusted by user. It is possible to adjust to the optimum state according to the body type of user.



05A
Adjustable Armrest

Adjustable armrests are adjustable in height, front and back, and width of right and left, and can be adjusted according to the user's body shape and posture.



05B
Fixed Armrest

A rectangular plastic fixed armrest is set with its position and angle based on engineering numerical value. Anyone can use it comfortably.




06
Seat depth adjustable

You can adjust the height of the chair according to the user's body shape and posture to achieve the optimum height.



07
Multi Mechanism

When using the left handle of the lower part of the stand when you warp the chair's backrest, the user can fix the backrest in the desired place.



08
Tilting tension adjustable

When using the right side of handle during user warp the chair's backrest, can fixed the tension easily.



09
Base, Castor

Applying a nylon castor to minimize floor scratches is prevent noises and scratch the floor.

ITEM LIST J1 SERIES

J1G120L(B&W)

- Headrest Height Adjustment (Self tension)
- Synchronized Tilt
- Armrest 3D adjustable function
- Lumbar's tension adjustment
- Seat depth adjustment



J1G120M(B&W)

- Synchronized Tilt
- Armrest 3D adjustable function
- Lumbar's tension adjustment
- Seat depth adjustment



J1G220L(B&W)

- Headrest Height Adjustment (Self tension)
- Synchronized Tilt
- Fixed Armrest
- Lumbar's tension adjustment
- Seat depth adjustment



















J1G220M(B&W)

- Synchronized Tilt
- Fixed Armrest
- Lumbar's tension adjustment
- Seat depth adjustment



○ COLOR

FRAME	HEADREST	BACKREST & SEATREST					
							
White	Gray	Red	Blue	Green	Chocolate	Gray	Black
FRAME	HEADREST	BACKREST & SEATREST					
							
Black	Black	Red	Blue	Green	Chocolate	Gray	Black

J1E120L(B&W)

- Headrest Height Adjustment (Self tension)
- Synchronized Tilt
- Armrest 3D adjustable function
- Seat depth adjustment



J1E120M(B&W)

- Synchronized Tilt
- Armrest 3D adjustable function
- Seat depth adjustment



J1E220L(B&W)

- Headrest Height Adjustment (Self tension)
- Synchronized Tilt
- Fixed Armrest
- Seat depth adjustment

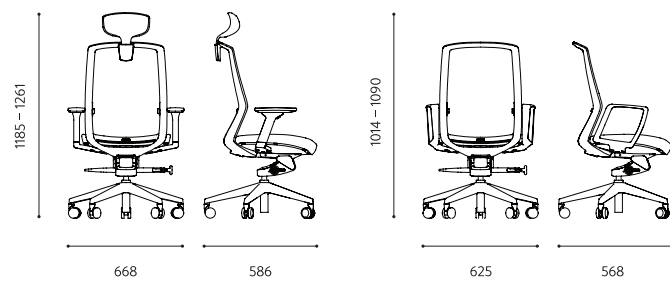


J1E220M(B&W)

- Synchronized Tilt
- Fixed Armrest
- Seat depth adjustment



o DIMENSIONS



ITEM LIST J17 SERIES

J17G120L(B&W)

- Headrest Height Adjustment (Self tension)
- Synchronized Tilt
- Armrest 3D adjustable function
- Lumbar support height adjustment Tension pad
- Seat depth adjustment



















J17G120M(B&W)

- Synchronized Tilt
- Armrest 3D adjustable function
- Lumbar support height adjustment Tension pad
- Seat depth adjustment



○ COLOR

FRAME	HEADREST	BACKREST & SEATREST					
							
White	Gray	Red	Blue	Green	Chocolate	Gray	Black
FRAME	HEADREST	BACKREST & SEATREST					
							
Black	Black	Red	Blue	Green	Chocolate	Gray	Black

TASK CHAIR

J17G220L(B&W)

- Headrest Height Adjustment (Self tension)
- Synchronized Tilt
- Fixed Armrest
- Lumbar support height adjustment Tension pad
- Seat depth adjustment

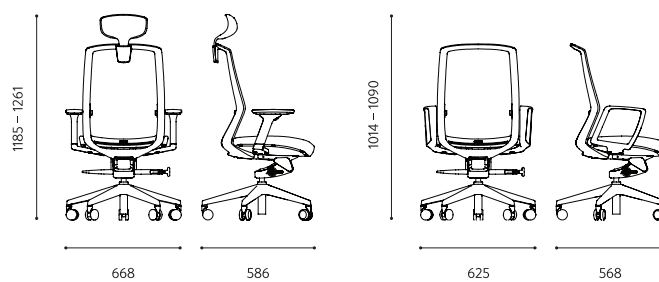


J17G220M(B&W)

- Synchronized Tilt
- Fixed Armrest
- Lumbar support height adjustment Tension pad
- Seat depth adjustment



○ DIMENSIONS





J15 / J19 SERIES

Flexible & Comfort


A new paradigm of mesh chairs!
Unique style

Flexible & Comfort

J15 / J19 SERIES



TASK CHAIR



Flexible & Comfort

J15 / J19 SERIES



J15G120LW



J19G220LW

TASK CHAIR



J15G220MW



J15G120MW

FUNCTION J15 / J19 SERIES

Flexible & Comfort

01
ADJUSTABLE HEADREST

02
PREMIUM MESH

03
SYNCHRONIZED TILTING

04A, 04B
LUMBAR SUPPORT

05A, 05B
ARMREST

06
SEAT DEPTH ADJUSTABLE

07, 08
MULTI LOCKING
TILT/TENSION

09
BASE & CASTER





01
Headrest

The height can be adjusted according to the user's body shape, and the headrest will comfortably support it like its own tension function.



02
High elasticity soft mesh

The high elastic soft mesh applied to the backrest prevents slippage during use and maintains the optimum state without slack phenomenon even during use for a long time.



03
Synchronized Tilting

Synchronized tilting which the platform and the stand are moving at different angles is applied and it is possible to maintain the relaxed state in various postures.



04A
Lumbar support (Pad type)

The height adjustment and the depth adjustment are implemented simultaneously with the backrest pad type, and it is possible to adjust to the optimum state according to the body type and the business activity.



04B
Lumbar support (Lever type)

The pair of lever in the backrest are simultaneously adjusted by user, It is possible to adjust to the optimum state according to the body type of user.



05A
Adjustable Armrest

Adjustable armrests are adjustable in height, front and back, and width of right and left, and can be adjusted according to the user's body shape and posture.




05B
Fixed Armrest

A rectangular plastic fixed armrest is set with its position and angle based on engineering numerical value, Anyone can use it comfortably



06
Seat depth adjustable

You can adjust the height of the chair according to the user's body shape and posture to achieve the optimum height.



07
Multi Mechanism

When using the left handle of the lower part of the stand when you warp the chair's backrest, the user can fix the backrest in the desired place.



08
Tilting tension adjustable

When using the right side of handle during user warp the chair's backrest, can fixed the tension easily.



09
Base, Castor

Applying a polyurethane castor to minimize floor scratches is prevent noises and scratch the floor.

ITEM LIST J15 SERIES

J15G120L(B&W)

- Headrest Height Adjustment (Self tension)
- Backrest / Seat [All mesh type]
- Synchronized Tilt
- Armrest 3D adjustable function
- Lumbar's tension adjustment / Adjustable lumbar support
- Seat depth adjustment



J15G120M(B&W)

- Backrest / Seat [All mesh type]
- Synchronized Tilt
- Armrest 3D adjustable function
- Lumbar's tension adjustment / Adjustable lumbar support
- Seat depth adjustment



J15G220L(B&W)

- Headrest Height Adjustment (Self tension)
- Backrest / Seat [All mesh type]
- Synchronized Tilt
- Fixed Armrest
- Lumbar's tension adjustment / Adjustable lumbar support
- Seat depth adjustment















J15G220M(B&W)

- Backrest / Seat [All mesh type]
- Synchronized Tilt
- Fixed Armrest
- Lumbar's tension adjustment / Adjustable lumbar support
- Seat depth adjustment



○ COLOR

FRAME	HEADREST	BACKREST & SEATREST			
					
White	Gray	Darkgray	Gray	Mintblue	Black
FRAME	HEADREST	BACKREST & SEATREST			
					
Black	Black	Darkgray	Gray	Mintblue	Black

TASK CHAIR

J15E120L(B&W)

- Headrest Height Adjustment (Self tension)
- Backrest / Seat [All mesh type]
- Synchronized Tilt
- Armrest 3D adjustable function
- Seat depth adjustment



J15E120M(B&W)

- Backrest / Seat [All mesh type]
- Synchronized Tilt
- Armrest 3D adjustable function
- Seat depth adjustment



J15E220L(B&W)

- Headrest Height Adjustment (Self tension)
- Backrest / Seat [All mesh type]
- Synchronized Tilt
- Fixed Armrest
- Seat depth adjustment

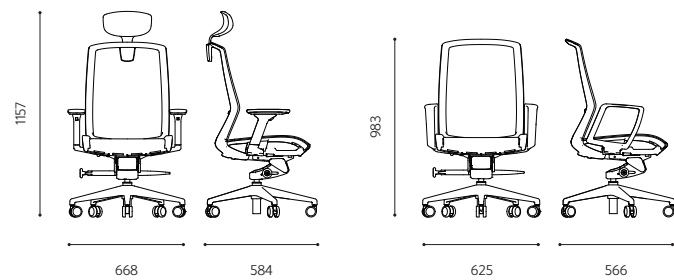


J15E220M(B&W)

- Backrest / Seat [All mesh type]
- Synchronized Tilt
- Fixed Armrest
- Seat depth adjustment



○ DIMENSIONS



ITEM LIST J15 SERIES

J19G120L(B&W)

- Headrest Height Adjustment (Self tension)
- Backrest / Seat [All mesh type]
- Synchronized Tilt
- Armrest 3D adjustable function
- Lumbar support height adjustment Tension pad
- Seat depth adjustment















J19G120M(B&W)

- Backrest / Seat [All mesh type]
- Synchronized Tilt
- Armrest 3D adjustable function
- Lumbar support height adjustment Tension pad
- Seat depth adjustment



○ COLOR

FRAME	HEADREST	BACKREST & SEATREST			
					
White	Gray	Darkgray	Gray	Mintblue	Black
FRAME	HEADREST	BACKREST & SEATREST			
					
Black	Black	Darkgray	Gray	Mintblue	Black

TASK CHAIR

J19G220L(B&W)

- Headrest Height Adjustment (Self tension)
- Backrest / Seat [All mesh type]
- Synchronized Tilt
- Fixed Armrest
- Lumbar support height adjustment Tension pad
- Seat depth adjustment

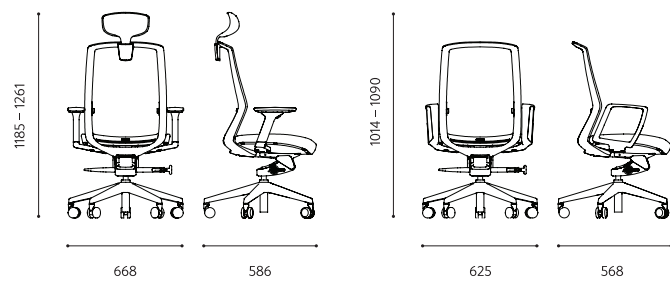


J19G220M(B&W)

- Backrest / Seat [All mesh type]
- Synchronized Tilt
- Fixed Armrest
- Lumbar support height adjustment Tension pad
- Seat depth adjustment



○ DIMENSIONS





J2 SERIES

Modern & Classic

Some stable feeling and visual unique with Padding chair!
Coexistence of contemporary sense and classical style!



Modern & Classic

J2 SERIES



TASK CHAIR



Modern & Classic

J2 SERIES



J2G220LW



J2G120MW

TASK CHAIR



J2G220LW



J2G120MW

FUNCTION J2 SERIES

Modern & Classic

01
ADJUSTABLE HEADREST

02
HIGH-QUALITY FABRIC

05A, 05B
ARMREST [J2G]

06
ARMREST [J2E/J27]

08, 09
MULTI LOCKING
TILT/TENSION

03
SYNCHRONIZED TILTING

04
LUMBAR SUPPORT

07
SEAT DEPTH ADJUSTABLE

10
J2E TILT MECHANISM

11
BASE & CASTER





01 Headrest
The height can be adjusted according to the user's body shape, and the headrest will comfortably support it like its own tension function.



02 High elasticity Fabric
The fabric applied to the backrest are strong for pollution and perfect without slack phenomenon even during for a long time use.



03 Synchronized Tilting
The Back and Seats are up to Synchronized Tilting which makes user any position in comfort condition.



04 Lumbar support
The height adjustment and the depth adjustment are implemented simultaneously with the backrest pad type, and it is possible to adjust to the optimum state according to the body type and the business activity.



05A Adjustable Armrest [J2G]
Adjustable armrests are adjustable in height, front and back, and width of right and left, and can be adjusted according to the user's body shape and posture.




05B Fixed Armrest [J2G]
A rectangular plastic fixed armrest is set with its position and angle based on engineering numerical value, Anyone can use it comfortably.




06 ARMREST [J2E/J27]
The adjustable armrest are adjustable in height Plastic fixed armrest is ergonomically positioned and angled.



07 Seat Depth Adjustment
You can adjust the height of the chair according to the user's body shape and posture to achieve the optimum height.



08 Multi Locking
When using the left handle of the lower part of the stand when you warp the chair's backrest, the user can fix the backrest in the desired place.



09 Tilting tension adjustment
When using the right side of handle during user warp the chair's backrest, can fixed the tension easily.



10 Economic tilte mechanism
The tilte mechanism can be back tilte adjustable and one-sopt locking.



11 Base, Castor
The base of nylon material stably supports the chair, urethane castor can prevent noise and floor scratches.

ITEM LIST J2 SERIES

J2G120L(B&W)

- Headrest Height Adjustmebt (Self tension)
- Synchronized Tilt
- Armrest 3D adjustable function
- Lumbar support adjustable
- Seat depth adjustable



J2G120M(B&W)

- Synchronized Tilt
- Armrest 3D adjustable function
- Lumbar support adjustable
- Seat depth adjustable



J2G220L(B&W)

- Headrest Height Adjustmebt (Self tension)
- Synchronized Tilt
- Fixed Armrest
- Lumbar support adjustable
- Seat depth adjustable



















J2G220M(B&W)

- Synchronized Tilt
- Fixed Armrest
- Lumbar support adjustable
- Seat depth adjustable



o COLOR

FRAME	HEADREST	BACKREST & SEATREST					
							
White	Gray	Red	Blue	Green	Chocolate	Gray	Black
FRAME	HEADREST	BACKREST & SEATREST					
							
Black	Black	Red	Blue	Green	Chocolate	Gray	Black

J2E120L(B&W)

- Headrest Height Adjustmebt (Self tension)
- Semi Synchronized Tilt
- Armrest Height Adjustable
- Lumbar support adjustable



J2E120M(B&W)

- Semi Synchronized Tilt
- Armrest Height Adjustable
- Lumbar support adjustable



J2E220L(B&W)

- Headrest Height Adjustmebt (Self tension)
- Semi Synchronized Tilt
- T type Fixed Armrest
- Lumbar support adjustable

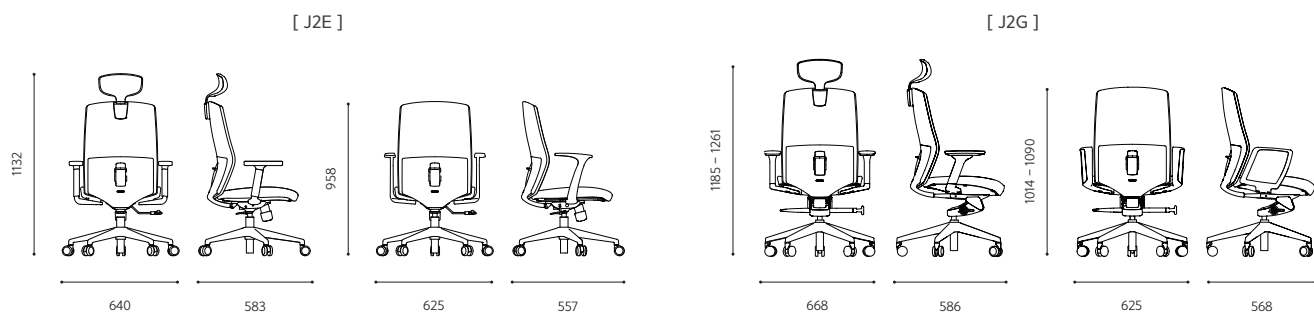


J2E220M(B&W)

- Semi Synchronized Tilt
- T type Fixed Armrest
- Lumbar support adjustable



o DIMENSIONS



ITEM LIST J27 SERIES

J27E110L

- Headrest Height Adjustmebt (Self tension)
- Semi Synchronized Tilt
- Armrest Height Adjustable











J27E110M

- Semi Synchronized Tilt
- Armrest Height Adjustable



o COLOR

FRAME	HEADREST	BACKREST & SEATREST					
							
Black	Black	Red	Blue	Green	Chocolate	Gray	Black

TASK CHAIR

J27E210L

- Headrest Height Adjustmebt (Self tension)
- Semi Synchronized Tilt
- T type Fixed Armrest



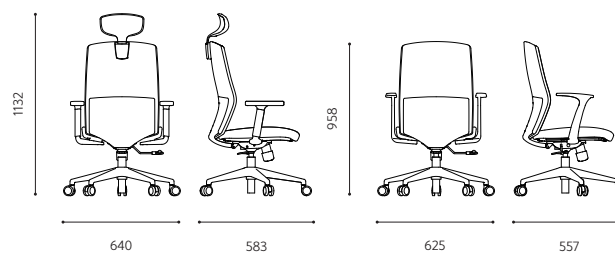
J27E210M

- Semi Synchronized Tilt
- T type Fixed Armrest



o DIMENSIONS

[J27E]





S30 / S35 SERIES

ECONOMIC & FLEXIBLE

There is nothing too much, and nothing is lacking.
We satisfy customers to comfortable chair and affordable price.

Economic & Flexible

S30 / S35 SERIES



TASK CHAIR



Economic & Flexible

S30 / S35 SERIES



S35G110LW



S35G210MW

TASK CHAIR



S30G210LW



S30G110LW

FUNCTION S30 / S35 SERIES

Economic & Flexible

01
ADJUSTABLE HEADREST

02
PREMIUM MESH

03
SYNCHRONIZED TILTING

04A, 04B
LUMBAR SUPPORT

05
ARMREST

06
SEAT DEPTH ADJUSTABLE

08, 09, 10
MULTI LOCKING
TILT/TENSION


11
BASE & CASTER





01
Headrest

The height can be adjusted according to the user's body shape, and the headrest will comfortably support it like its own tension function.



02
High elasticity soft mesh

The high elastic soft mesh applied to the backrest prevents slippage during use and maintains the optimum state without slack phenomenon even during use for a long time.



03
Synchronized Tilting

Synchronized tilting which the platform and the stand are moving at different angles is applied and it is possible to maintain the relaxed state in various postures.



04
Lumbar support (Pad type)

The height adjustment and the depth adjustment are implemented simultaneously with the backrest pad type, and it is possible to adjust to the optimum state according to the body type and the business activity.



05
Adjustable Armrest

Adjustable armrests are adjustable in height, front and back, and width of right and left, and can be adjusted according to the user's body shape and posture.




06
Fixed Armrest

A rectangular plastic fixed armrest is set with its position and angle based on engineering numerical value. Anyone can use it comfortably.




07
Seat option

S30 series have PU foam seat and mesh seat option, user can choose the seat option according to their preference.



08
Multi Mechanism

When using the left handle of the lower part of the stand when you warp the chair's backrest, the user can fix the backrest in the desired place.



09
Tilting tension adjustable

When using the right side of handle during user warp the chair's backrest, can fixed the tension easily.



10
Base, Castor

Applying a nylon castor to minimize floor scratches is prevent noises and scratch the floor.

ITEM LIST S30 / S35 SERIES

S30G110L(B&W)

- Headrest Height Adjustment (Self tension)
- Synchronized Tilt
- Armrest 3D adjustable function
- Adjustable lumbar support / Adjustable pad elasticity
- Seat depth adjustment / Removal and Replacement of Fabric



S30G110M(B&W)

- Synchronized Tilt
- Armrest 3D adjustable function
- Adjustable lumbar support / Adjustable pad elasticity
- Seat depth adjustment / Removal and Replacement of Fabric



S30G210L(B&W)

- Headrest Height Adjustment (Self tension)
- Synchronized Tilt
- Fixed Armrest
- Adjustable lumbar support / Adjustable pad elasticity
- Seat depth adjustment / Removal and Replacement of Fabric



S30G210M(B&W)

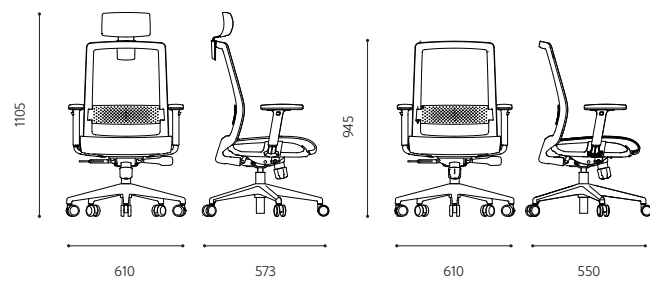
- Synchronized Tilt
- Fixed Armrest
- Adjustable lumbar support / Adjustable pad elasticity
- Seat depth adjustment / Removal and Replacement of Fabric



○ COLOR

FRAME	SEAT	BACKREST		
White	Gray	Blue	Red	Black
FRAME	SEAT	BACKREST		
Black	Black	Blue	Red	Black

○ DIMENSIONS



S35G110L(B&W)

- Headrest Height Adjustment (Self tension)
- Synchronized Tilt
- Armrest 3D adjustable function
- Adjustable lumbar support / Adjustable pad elasticity
- Seat depth adjustment / Removal and Replacement of Fabric



S35G110M(B&W)

- Synchronized Tilt
- Armrest 3D adjustable function
- Adjustable lumbar support / Adjustable pad elasticity
- Seat depth adjustment / Removal and Replacement of Fabric



S35G210L(B&W)

- Headrest Height Adjustment (Self tension)
- Synchronized Tilt
- Fixed Armrest
- Adjustable lumbar support / Adjustable pad elasticity
- Seat depth adjustment / Removal and Replacement of Fabric



S35G210M(B&W)

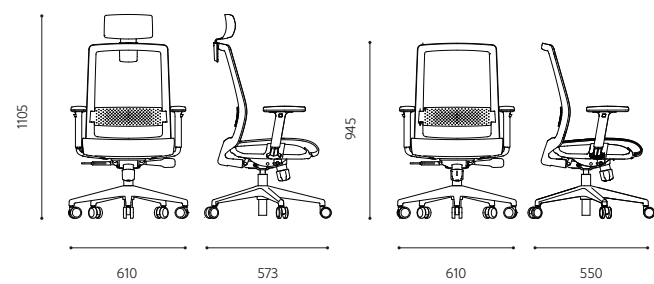
- Synchronized Tilt
- Fixed Armrest
- Adjustable lumbar support / Adjustable pad elasticity
- Seat depth adjustment / Removal and Replacement of Fabric



o COLOR

FRAME	HEAD	BACKREST & SEATREST	
			
White	Gray	Gray	Black
FRAME	HEAD	BACKREST & SEATREST	
			
Black	Black	Gray	Black

o DIMENSIONS





bestu4i

MULTI-USE CHAIR SERIES



E1
[84P]



U17
[94P]



U15
[104P]



U20
[114P]



U30
[124P]



JCON
[134P]




E1 SERIES

Multi-Use & Affordable

Any space, Any purpose Ok!
5 different functions and design if Family look!

Multi-Use & Affordable

E1 SERIES



TASK CHAIR



Multi-Use & Affordable

E1 SERIES



E1E220W



E1A120W

TASK CHAIR



E1G120W



E1C100W

FUNCTION E1 SERIES

Multi-Use & Affordable

02
SYNCHRONIZED TILTING

01
SOFT MESH


03
ARMREST

04A, 04B, 04C, 04D
MECHANISM

05
HEIGHT-ADJUSTABLE LEVER

06
BASE & CASTER






01

Mesh

Mesh fabric in the Back, Seat keeps the optimum state without loosening phenomenon even for long time use.



02

Synchronized Tilting

The Back and Seats are up to Synchronized Tilting which makes user any position in comfort condition.



03

Fixed Armrest

Plastic fixed armrests for each model can be used comfortably by anyone with their position and angle set based on human engineering numerical values.



04A

E1-M100 Synchronized Tilt

With the Back and Seat up to Synchronized Tilting, Mechanism Tilt locking is available for tension adjustment or slope regulations.



04B

E1-G100 Synchronized Tilt

With the Back and Seat up to Synchronized Tilting, Mechanism Tilt locking is available for tension adjustment or slope regulations.



04C

E1-E100 Back Tilt


Back tilt function where the backrest are warped, the strength can be adjusted with the lower circular handle, and there is the function of the tilt prevention lever.



04D

E1-E200 KNEE-TILT

Easy KNEE tilt function where the backrest are warped back and seat at the same time, the strength can be adjusted with the lower circular handle, and there is the function of the tilt prevention lever.



05

Height Adjustment Lever

You can adjust the height of the chair according to the user's body shape and posture to achieve the optimum height.



06

Base, Castor

The base of nylon material stably supports the chair, urethane castor can prevent noise and floor scratches.

ITEM LIST E1 SERIES

E1M120(B&W)

- Back Mesh
- Synchronized Tilt
- T type Fixed Armrest



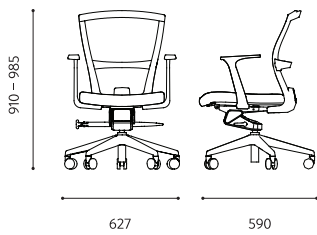
E1G120(B&W)

- Back Mesh
- Synchronized Tilt
- T type Fixed Armrest

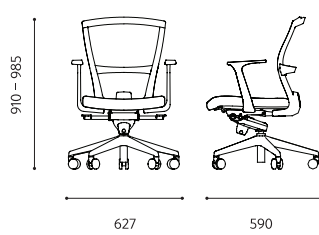


DIMENSIONS

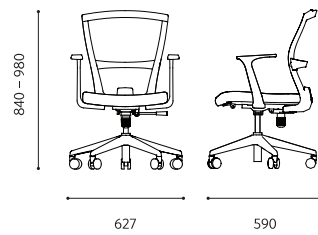
[E1M120]



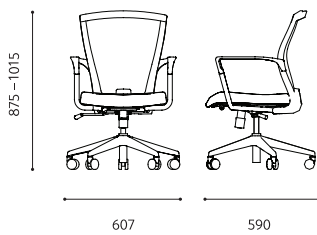
[E1G120]



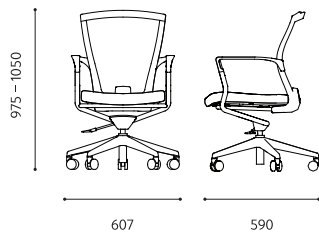
[E1E120W]



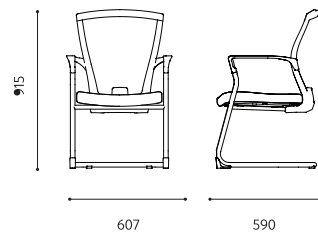
[E1E220W]



[E1A120W]



[E1C100W]



TASK CHAIR

E1E120(B&W)

- Back Mesh
- Back Tilting
- T type Fixed Armrest



E1E220(B&W)

- Back Mesh
- Back Tilting
- Frame type Fixed Armrest



E1A120(B&W)

- Back Mesh
- Frame type Fixed Armrest

















E1C100(B&W)

- Back Mesh
- Cantilever Frame



o COLOR

FRAME	MESH	SEAT				
						
White	Gray	Red	Ocean	Leaf	Olive	Black
FRAME	MESH	SEAT				
						
Black	Gray	Red	Ocean	Leaf	Olive	Black



U17

SERIES

Aesthetic & Versatile

New standards for multi-purpose chairs.
Upgraded Specifications, Utilization of space!



MULTI-USE CHAIR *bestuhl*

Aesthetic & **Versatile**

U17 SERIES



MULTI-USE CHAIR



MULTI-USE CHAIR *bestuhl*

Aesthetic & Versatile

U17 SERIES



U17L120CW



U17L120CW

MULTI-USE CHAIR



U17F120CW




U17B120C

FUNCTION U17 SERIES

Aesthetic & Versatile





01

Mesh

The mesh of Back, Seat rest can be sitting for a long time to keeping optimum condition without droop down the mesh.



02

U-shaped backrest

Each design line is based on ergonomics. Especially, the U-shaped backrest of chair enhances user's convenience and reduces pressure feeling when leaning.



03

Tilting function

Tilting function with torsion bar offer soft and smooth tilting with the elasticity of the material to users.



04

Fixed armrest

It was designed based on the ergonomics data, any body can use the fixed armrest.



05

Lumbar support

The height adjustment and the depth adjustment are implemented simultaneously with the backrest pad type, and it is possible to adjust to the optimum state according to the body type and the business activity.



06

Foldable seat

Foldable seat provides efficient store by folding the seat vertically (folding function) and stacking chairs horizontally.



07

Swivel type (height adjustment)

Swivel type can be situated in various places such as office dormitory, library, etc.



08

Castor

The polyurethane castor prevent as noise and scratch when moving the chair.

ITEM LIST U17 SERIES

U17L100C(B&W)

- Backrest torsion back tilting
- U-shaped mesh backrest
- Frame type Fixed Armrest
- Foldable seat
- Urethane casters

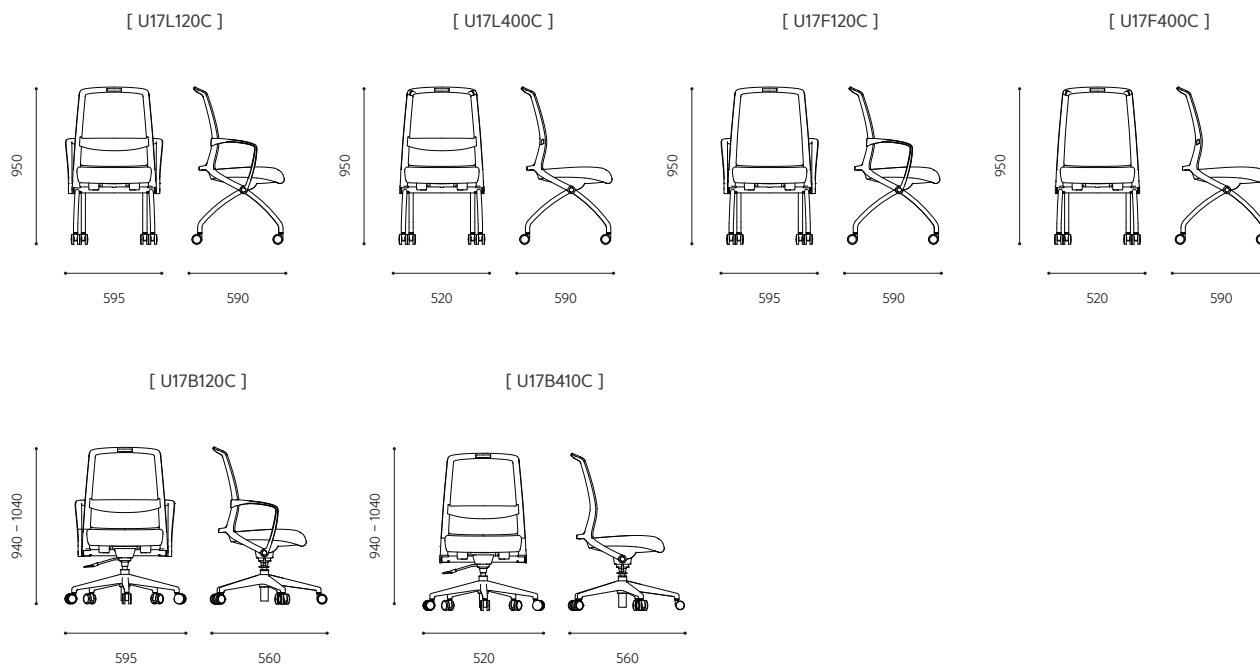


U17L400C(B&W)

- Backrest torsion back tilting
- U-shaped mesh backrest
- Foldable seat
- Urethane casters



◦ DIMENSIONS



MULTI-USE CHAIR

U17F100C(B&W)

- Backrest torsion back tilting
- U-shaped mesh backrest
- Frame type Fixed Armrest
- Foldable seat
- Urethane casters



U17F400C(B&W)

- Backrest torsion back tilting
- U-shaped mesh backrest
- Foldable seat
- Urethane casters



U17B110C(B&W)

- Backrest torsion back tilting
- U-shaped mesh backrest
- Frame type Fixed Armrest
- Chair height adjustment
- Urethane casters



U17B410C(B&W)

- Backrest torsion back tilting
- U-shaped mesh backrest
- Chair height adjustment
- Urethane casters



o COLOR

FRAME	BACK	SEAT					
White	Deep Gray	Blue	Green	Red	Cocoa	Steel-Gray	Black
FRAME	BACK	SEAT					
Black	Deep Gray	Blue	Green	Red	Cocoa	Steel-Gray	Black



U15 SERIES

Smart & Flexible

Enjoy meeting, Enjoy class!
The new generation conference chair as
the new dream of flexible mechanism!



GODD DESIGN

MULTI-USE CHAIR **bestuhl**

Smart & Flexible

U15 SERIES



MULTI-USE CHAIR



Smart & Flexible

U15 SERIES



U15F100CW



U15F100C

MULTI-USE CHAIR



U15F400C



U15F100CW

FUNCTION U15 SERIES

Smart & Flexible

01
SOFT MESH

03
TILTING SYSTEM


04
SEATREST
FOLDING FUNCTION

02A, 02B
TWIST BACKREST

05
STACKING

06
CASTER





01

Mesh

The mesh of Back, Seat rest can be sitting for a long time to keeping optimum condition without droop down the mesh.



02A

Twist backrest


When you seat the chair, The backrest always support to user's movement by left and right twist backrest of the function.



02B

Backrest tension function

To flexible react to user's movement less sense of difference by apply flexible backrest frame.



03

Tilting system


When user are tilting, The special materials (torsion bar) support comfortable tilted feeling as tilting system with armrest.



04

Seat folding function

It can be horizontally stacking by folding back seat rest.



05

Horizontality stacking

To easy for use any space by horizontality stacking.



06

Castor

The polyurethane castor prevent as noise and scratch when moving the chair.

ITEM LIST U15 SERIES

U15F100C(B&W)

- Backrest Mesh
- Nylon Armrest
- Torsion Back tilting
- Seat Folding
- 4-Castor

















U15F400C(B&W)

- Backrest Mesh
- Torsion Back tilting
- Seat Folding
- 4-Castor



o COLOR

FRAME	STEEL	BACKREST & SEATREST				
						
White	Silver	Camel	Blue	Green	Gray	Black
FRAME	STEEL	BACKREST & SEATREST				
						
Black	Silver	Camel	Blue	Green	Gray	Black

MULTI-USE CHAIR

U15F100V(B&W)

- Backrest Mesh
- Nylon Armrest
- Torsion Back tilting
- Seat Folding
- Front-Castor, Rear-fixed Glider

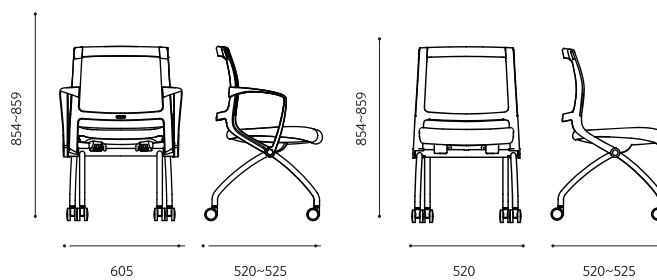


U15F400V(B&W)

- Backrest Mesh
- Torsion Back tilting
- Seat Folding
- Front-Castor, Rear-fixed Glider



○ DIMENSIONS





U20_{SERIES}

Casual & Utility

Dynamic movement that use space freely!
Design feels refreshing and affordable price!



GOD DESIGN


MULTI-USE CHAIR *bestuhl*

Casual & Utility

U20 SERIES



MULTI-USE CHAIR



Casual & Utility

U20 SERIES



U20F100VW



U15F400CW

MULTI-USE CHAIR



U20F100CW



U15F100CW

FUNCTION U15 SERIES

Smart & Flexible

01
SOFT MESH

03
FIXED ARMREST

02
BACKREST TILTING

05
HORIZONTAL LOADING

04
FOLING SEAT

06
CASTER

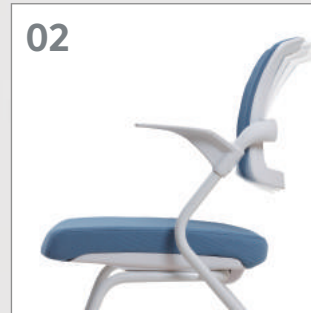




01

Mesh

The mesh of Back, Seat rest can be sitting for a long time to keeping optimum condition without droop down the mesh.



02

Twist backrest

When you seat the chair, The backrest always support to user's movement by left and right twist backrest of the function.



03

Fixed Armrest


Plastic fixed armrest is ergonomically positioned and angled.



04

Seat folding function

It can be horizontally stacking by folding back seat rest.



05

Horizontality stacking

To easy for use any space by horizontality stacking.



06

Castor

The polyurethane castor prevent as noise and scratch when moving the chair.

ITEM LIST U20 SERIES

U20F100C(B&W)

- Backrest Mesh
- Nylon Armrest
- Torsion Back tilting
- Seat Folding
- 4-Castor



U20F100V(B&W)

- Backrest Mesh
- Torsion Back tilting
- Seat Folding
- 4-Castor



U20F400V(B&W)

- Backrest Mesh
- Nylon Armrest
- Torsion Back tilting
- Seat Folding
- 4-Castor





















U20F400G(B&W)

- Backrest Mesh
- Torsion Back tilting
- Seat Folding
- 4-Castor



○ COLOR

FRAME	BACK	BACKREST & SEATREST						
								
White	Black	Red	Orange	Green	Blue	Gray	Brown	Black
FRAME	BACK							
								
White	Silver	Red	Orange	Green	Blue	Gray	Brown	Black

MULTI-USE CHAIR

U20F100G(B&W)

- Backrest Mesh
- Nylon Armrest
- Torsion Back tilting
- Seat Folding
- Front-Castor, Rear-fixed Glider



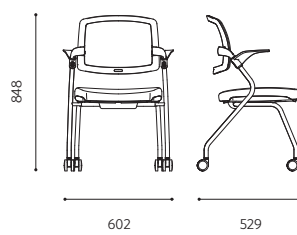
U20F400C(B&W)

- Backrest Mesh
- Torsion Back tilting
- Seat Folding
- Front-Castor, Rear-fixed Glider

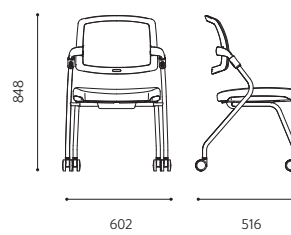


○ DIMENSIONS

[U20F100C]



[U20F400C / U20F400CW]





U30 SERIES

Aesthetic & Lively

light and Small, Comfortable and Strong!
To making space lively by emotional chair!
AESTHETIC MULTI-SPACE PLASTIC
SHELL CHAIR!

MULTI-USE CHAIR **bestuhl**

Aesthetic & Lively

U30 SERIES



MULTI-USE CHAIR



MULTI-USE CHAIR *bestuhl*

Aesthetic & Lively

U30 SERIES



U30F400G



U30S400G

MULTI-USE CHAIR



U30B400C



U30W400G

FUNCTION U30 SERIES

Aesthetic & Lively



4 LEGS TYPE
U30F400G




SWIVEL TYPE
U30B400C



SPIN TYPE
U30W400G



SLED TYPE
U30S400G



01 Self Tension Backrest

The movement of user keep on for supporting comfortable.



02 The all in one shell type

Body of the user support comfortable seat feeling as all in one backrest and seatrest.



03 4leg / Sled leg

The user can be choice two type of sled type and 4 leg type.




04 Castor and Glider

Outstanding durability of the glider and castor apply to.



05 Chair high adjustment

Body of the user can be high adjustable.



06 Vertical stacking

4 leg sled type can be making useful space by vertical stacking.

ITEM LIST U30 SERIES

U30F400G

- Vertical stacking
- 4-glider




U30S400G

- Vertical stacking
- 4-glider



o COLOR



MULTI-USE CHAIR

U30B400C

- Swivel chair
- Chair high adjustment

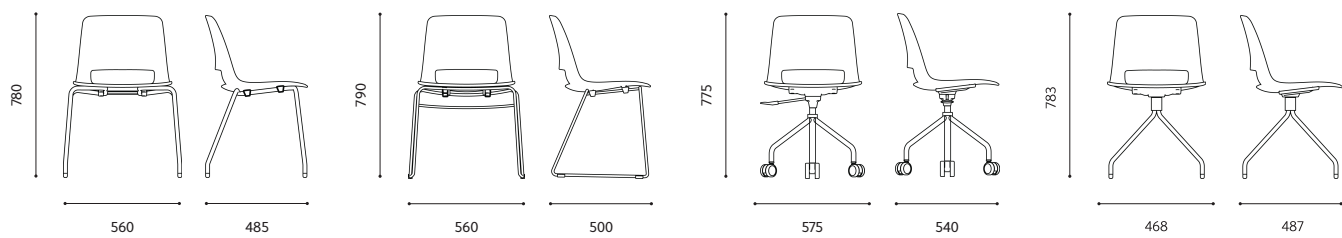


U30W400G

- Swivel chair
- 4-glider



○ DIMENSIONS





JCON SERIES

Compact & Simple

The sensibility add to your space.
Conference of modern and refined sensibilities.



GOD DESIGN

MULTI-USE CHAIR **bestuhl**

Compact & Simple

JCON SERIES



MULTI-USE CHAIR



Compact & Simple

JCON SERIES



JCONC100W



JCONC100W

MULTI-USE CHAIR



JCONC100W



JCONC100W

FUNCTION & ITEM LIST JCON SERIES

Compact & Simple

02
ARMLEST PAD

01
2 TONE COLOR MATCHING

03
GLIDER



MULTI-USE CHAIR



01 Two tone color backrest

The backrest of double structure use two tone color for making refined meeting room.



02 Armrest pad

The armrest pad support to user of comfortable to steel body on plastic pad.



03 Fixed leg hoof

The front and rear leg hoof plastic prevent to floor friction.



04 Jcon back tilt

As back tilt function be able to adjustable tension to prevent tilt.

ITEM LIST JCON SERIES


JCONC100(B&W)

- Cantilever
- Plastic armrest pad
- Front rear fixed bunz



○ COLOR


FRAME



White

Black

BACKREST & SEATREST



Red

Blue

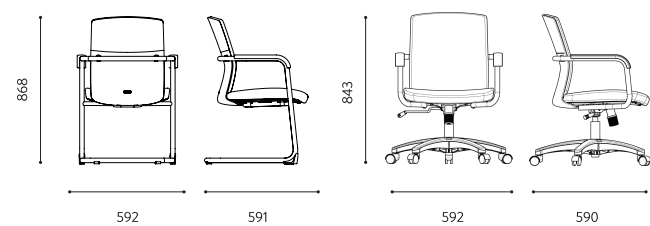
Green

Chocolate

Gray

Black

○ DIMENSIONS



TASK CHAIR

S17 Premium & Ergonomic

High end premium exclusive mesh chair.



S17P130L S17P130M S17D100L S17D100M



S17G120L S17G120M S17G220L S17G220M



S17G120LW S17G120MW S17G220LW S17G220MW


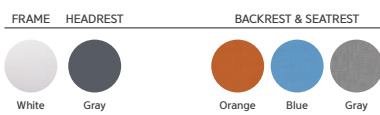


S17E120L S17E120M S17E220L S17E220M



S17E110LW S17E120MW S17E220LW S17E220MW

● COLOR



RADIUS Dynamic & Performance

The first generation of mesh chairs in Korea!



RAD110L



RAD110M



RAG120L



RAG120M



RAG220L



RAG220M



RAG120LW



RAG120MW



RAG220LW



RAG220MW



RAE120L



RAE120M



RAE220L



RAE220M



RAE120LW



RAE120MW





RAE220LW



RAE220MW

● COLOR



TASK CHAIR

J1 Stylish & Excellent

Stylish and simple design!



















J17 Stylish & Excellent

With new lumbar support, even more comfortable!



● COLOR

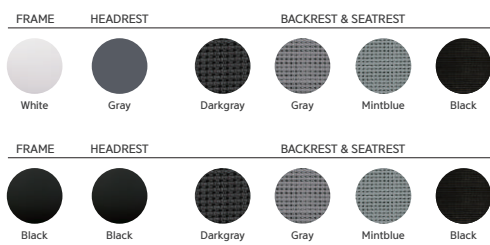
FRAME	HEADREST	BACKREST & SEATREST					
							
White	Gray	Red	Blue	Green	Chocolate	Gray	Black
FRAME	HEADREST	BACKREST & SEATREST					
							
Black	Black	Red	Blue	Green	Chocolate	Gray	Black

J15 / J19 Flexible & Comfort

A new paradigm of mesh chairs! Unique style!



● COLOR



TASK CHAIR

J2 Modern & Classic

Some stable feeling and visual unique with Padding chair!



J2G110L



J2G110M



J2G210L



J2G210M



J2G110LW



J2G110MW



J2G210LW



J2G210MW



J2E110L



J2E110M



















J2E210L



J2E210M

● COLOR

FRAME	HEADREST	BACKREST & SEATREST					
							
White	Gray	Red	Blue	Green	Chocolate	Gray	Black
FRAME	HEADREST	BACKREST & SEATREST					
							
Black	Black	Red	Blue	Green	Chocolate	Gray	Black

S30 / S35 ECONOMIC & FLEXIBLE

There is nothing too much, and nothing is lacking.



S30G110L

S30G110M

S30G210L

S30G210M

S30G110LW

S30G110MW

S30G210LW

S30G210MW



S35G110L

S35G110M

S35G210L

S35G210M



S35G110LW

S35G110MW



S35G210LW

S35G210MW

● COLOR [S30]



● COLOR [S35]



MULTI-USE CHAIR

U17 Aesthetic & Versatile

Upgraded Specifications, Utilization of space !



U17L100C

U17L400C

U17F100C

U17F400C



U17L100CW

U17L400CW

U17F100CW

U17F400CW



U17B110C

U17B410C

U17B110CW

U17B410CW

● COLOR

FRAME	BACK	SEAT					
White	Deep Gray	Blue	Green	Red	Cocoa	Steel-Gray	Black
FRAME	BACK	SEAT					
Black	Deep Gray	Blue	Green	Red	Cocoa	Steel-Gray	Black

U30 Aesthetic & Lively

To making space lively by emotional chair!



U30F400G

U30S400G

U30B400C

U30W400G

● COLOR

STEEL		BACKREST & SEATREST			
White	Silver	Red	Blue	Green	White

U15 Smart & Flexible

The new generation conference chair as the new dream of flexible mechanism!



U15F100C

U15F400C

U15F100V

U15F400V



U15F100CW

U15F400CW

U15F100VW

U15F400VW

● COLOR

FRAME	STEEL	BACKREST & SEATREST					
White	Silver	Camel	Blue	Green	Gray	Black	
FRAME	STEEL	BACKREST & SEATREST					
Black	Silver	Camel	Blue	Green	Gray	Black	

JCON Compact & Simple

Conference of modern and refined sensibilities.



JCONC100

JCONC100W

● COLOR

FRAME		BACKREST & SEATREST					
White	Black	Red	Blue	Green	Chocolate	Gray	Black

Bestuhl Office & Factory

Booho chair one each workplace introduce

01 Workplace Office



Daegu HQ / Factory
Location, Dalseo-gu, Daegu, Korea



Paju Work Place
Location, Tanhyeon-myeon, Paju-si, Gyeonggi-do, Korea



Seoul Work Place
Location, Seocho-gu, Seoul, Korea



Inchen Work Place
Location, Namdong-gu, Incheon Korea

02 Domestic Booho workplace Showroom



Daegu Showroom
Location, Dalseo-gu, Daegu, Korea



Seoul Showroom
Location, Seocho-gu, Seoul, Korea

03 Overseas bestuhl workplace Showroom


England, Saudi Arabia, Czech, Mexico, Canada and 25 other countries are selling branch office.



Bestuhl UK



Bestuhl Czech



Bestuhl Bangladesh